

BAJA SAEINDIA 2023 REGISTRATION GUIDELINES

After completing successful physical event of BAJA SAEINDIA 2022 at Pithampur, and extra-ordinary response from all the BAJA teams, we are going ahead with registrations of BAJA SAEINDIA 2023 event.

To register your team for BAJA SAEINDIA 2023, please click on link provided below and submit the required details on the registration portal.

Registration Link	https://bajasaehindia.org/team/registration
Online Registration Start	5th June 2022
Online Registration End	18th July 2022

With insights from the previous edition, this season will witness the event as a combination of Physical and Virtual platforms.

Like previous editions, BAJA SAEINDIA 2023 will be conducted for two editions:

1. mBAJA – I. C. Engine Vehicle
2. eBAJA – Battery Operated Vehicle

There will be 3 phases this year, whose details are given below:

Phase	Event	Tentative Schedule
Phase 1	Preliminary Round	July 2022
Phase 2	Virtual BAJA SAEINDIA (mBAJA+eBAJA, Static+Virtual Dynamic)	Oct - Nov 2022
Phase 3	BAJA SAEINDIA- Pithampur (mBAJA Dynamic)	Dec 2022 – May 2023
	BAJA SAEINDIA- Bangalore/Pune (eBAJA Dynamic)	
	BAJA SAEINDIA- Punjab (mBAJA Dynamic)	

There will be a one-time common registration for the aforementioned event phases of BAJA SAEINDIA 2023. Payment will be done in 2 installments, first installment of payment to be done during registration of BAJA SAEINDIA and second installment of payment to be completed after completion of Phase 1 of BAJA SAEINDIA 2023.

The participation of international teams will be allowed in all 3 phases of BAJA SAEINDIA 2023 as per the guidelines to make the event global. International Teams should be member of the respective Association of their country (like SAE International, SAE Affiliate, Institution of Automotive Engineers, etc.)

BAJA SAEINDIA Organising Committee reserves the rights to change the dates, format, and location of the events, based on prevailing conditions at the time of the event.

1) TEAM ELIGIBILITY CRITERIA

- All participating institutes must have an operational SAEINDIA collegiate club with *at least 50 active student members* and *2 faculty advisors*, at the time of registration.
- Students & Faculty advisor(s) of the teams must have a valid SAEINDIA membership.
- Colleges who have just applied for the collegiate club can also register for the event, provided they have all the relevant documents supporting collegiate club registration completion, such as *payment proof, copy of acknowledgment from SAEINDIA*, etc.
- Teams should have an active SAE Collegiate Club bank account to complete the online registration process. Teams who do not have a valid SAE Collegiate club bank account will not be eligible to receive any Prize Money/subsidy. No further consideration/queries shall be entertained later on.
- RETURNING TEAM:** The teams / colleges / institutions, who had participated in the Main Event of BAJA SAEINDIA 2020 or BAJA SAEINDIA 2022 shall be called as RETURNING TEAM. Participation in the 'Main Event' means, the team should have built their BAJA vehicle, brought it to the main event and had got their team registered at Pithampur or Punjab site for on-site stages of competition in BAJA SAEINDIA 2020 or 2022.
- NEW TEAM:** The teams / colleges / institutions, who could not participate in the Main Physical Event of BAJA SAEINDIA 2020 or BAJA SAEINDIA 2022 shall be called as NEW TEAM. Additionally, the Teams not covered under the RETURNING TEAM (OLD TEAM) criteria shall be considered as NEW TEAM.

For details on membership or Collegiate Club, please visit www.saeindia.org or contact the below SAEINDIA representatives.

Ms. Sowmiya Assistant (Membership) – SAEINDIA asst-membership@saeindia.org	Ms. Jean Sophiya Shiny Officer – SAEINDIA shiny@saeindia.org	Mr. Mohit Bohare BAJA Secretariat - Indore saeindia_indore@saeindia.org
SAEINDIA HQ – Contact Number: +91-44 2441 1904, +91-44 4332 7336		

2) TEAM SIZE

Team Members	5 [Minimum]	25+5* [Maximum]
Faculty Advisors	1 [Minimum]	2 [Maximum]

- *To promote diversity amongst the teams; If the team has reached the 25 members limit, they can add 5 more girl team members without any additional amount in the registration fee. Thus, the number of total team members should not exceed 30.*
- Registration of multiple mBAJA & eBAJA teams from the same college will be allowed for BAJA SAEINDIA 2023 event under different heads. 2 mBAJA teams from same college will be allowed to participate at separate event location only. Both the event location will have limited slots available and colleges participating with 01 team will be given 1st preference to fill up the slot.

In case, there are no slots available to accommodate 2 mBAJA teams from same college, team having better rank at Preliminary round will be considered for next Phase.

- It is mandatory for faculty advisor(s) to accompany the team during the main physical event and a minimum of 1 Faculty Advisor must be present with the team for the entire event duration.
- Once the registration is over, a separate link shall be shared with all the registered mBAJA teams to select the preferred event location for Physical Dynamic Event. While the eBAJA Physical Dynamic

event will be conducted at a single location only.

- eBAJA teams must contain a minimum of 2 members from Electrical/ Electronics/ Instrumentation/ Mechatronics and/or other similar backgrounds to successfully complete the registration process.

Note: - This is being done in line with the advent of technology in the Automotive Industry, undergoing disruption to move towards becoming the Mobility Industry. Hence, BAJA SAEINDIA has taken this initiative to promote interdisciplinary engineering among the teams.

3) REGISTRATION FEES STRUCTURE

Phase	Amount	Payment Before
Phase 1	INR 30,000/- + 18% GST	18 th July 2022
Phase 2 & 3	INR 30,000/- + 18% GST	30 th Sept 2022

The registration fee payment must be done online through the ICICI portal positively before the above-mentioned deadlines. (Link of portal and guidelines for making the payment of are mentioned in subsequent pages).

International Teams must pay the same fee in the currency as per their country, making sure the conversion of it in INR must be 30,000/- + taxes after deducting any additional charges for Phase 1 and Phase 2 & 3 as mentioned above.

Registration Fee is NON-REFUNDABLE and will not be returned to the teams under any circumstances.

GST will be submitted under the Unregistered category as CGST/SGST will be charged in the invoice hence participant college will not be able to get the credit from GST department. So, GST number of college will not be available on the registration invoice.

4) REGISTRATION FEES WAIVER

- To promote diversity, BAJA SAEINDIA offers a registration fee waiver for attracting the participation of more girls in the event. The waiver is applicable at all phases of the registration the details of which are as follows:
 - There would be a 50 % fee waiver in the registration fee at each phase for the All-Girls Teams.
- If an mBAJA team from a particular college is participating in BAJA SAEINDIA 2023 event, then its NEW eBAJA team (from the same college & same location) will get a 50 % discount in registration fee at each phase. This NEW eBAJA team, however, will not be eligible for any subsidy.

5) eBAJA TEAM FINANCIAL SUPPORT

To promote electric mobility in India, eBAJA teams participating for the first time and purchasing a new eKIT will receive a financial support of **INR 60,000**, equivalent to registration amount, from BAJA SAEINDIA. This subsidy shall be disbursed (after the conclusion of phase 3 of the event) to all the new teams (except the ones mentioned in Registration Guidelines Point #4), only those of who will **successfully complete a minimum of 10 Laps** in the endurance event.

In case of any further queries/clarifications, we recommend the teams to contact below-designated officers to get those cleared and refrain from making their own assumptions.

Mr. Anurag Singh	Mr. Amit Anand
Convener – Preliminary Round	BAJA Alumni Committee Head
BAJA SAEINDIA 2023	BAJA SAEINDIA 2023
+91 8103485910	+91 7546818001
anuragmva.29@gmail.com	amitanand446@gmail.com

BAJA Email ID – bajasaieindiaindicommunications@saeindia.org

BAJA Forum - bajasaieindiaforum.com

Website – www.bajasaieindia.org

REGISTRATION PROCEDURE

IMPORTANT	
1	Registration process is professionally administered. Hence, we request you to enter the details with utmost sanity.
2	Any duplication/ false data, if found will lead to immediate termination of that particular team member.

1. Team Registration

- Visit <https://bajasaieindia.org/team/registration>
- Enter the details as instructed in the table below.
- After filling all the details click on the **Register**.

Select Institute Name	Select name of your Institute from drop down. (If the Institute Name is not listed in drop down, then select "Other" & Enter Institute Name in subsequent textbox) Note: Changes in College name will not be entertained in future.
Institute Website	Enter Institute Website address.
Select Country	Select your country from drop down.
Select State	Select your state from drop down.
Select City	Select your city from drop down.
Address	Full Postal Address of College/Institution
Phone No.	Enter your Phone number by selecting correct Country code
Pin code	Enter Pin code detail
Event Format	Select event format (mBAJA/eBAJA) for which you are registering.
Team Email ID	Team email ID that will be your login ID for the portal as well as mode of communication hence forth
Team Name	Enter Team Name Note: Changes in Team name will not be entertained in future.
Password	Set Password for your account

After Clicking on register button, your registration request will be sent to BAJA SAEINDIA.

- Email verification:** An OTP will be sent to your registered mail ID. Enter the OTP and complete the verification
- You can log in to your account only after approval. Once your registration request is approved follow below steps.
- Login to your Account: Go to Team Dashboard > Team Profile
- Check Prefilled details from previous step and enter remaining details as shown below.

SAE College Club Bank Account	Enter Bank account no. of your SAE collegiate club
Name of Bank	Enter the name of Bank
Account Holder Name	Enter the name of Account holder.
IFSC Code	Enter the IFSC code
Previous year Team ID	Enter your previous year Team ID (NA for New Teams)
No. of Faculty Advisor	Enter No. of Faculty advisors.
No. of Team Members	Enter No. of Team Members.

Click on **Update**. On next page you will be asked to LOCK PROFILE. Click on **LOCK PROFILE**.

***Once the profile is locked, modifications are not allowed in team profile. To make any modifications teams need to raise change request with suitable justification, which will be approved by BAJASAEINDIA.**

- Go to Team Dashboard > Team members > Click on **Add Members** button on top left corner.

First Name	Enter team member first name	<p>Note: Upload all the document using following format: College Name_First Name_Last Name_SAE Membership ID</p>
Last Name	Enter team member last name	
Date of Birth	Enter team member date of birth	
Email ID	Enter team member email id	
Current Image	Insert team member's photo	
Role in team	Enter Role in team (Suspension / Chassis / Drivetrain / Admin etc.)	
SAE Membership ID	Enter team member SAE membership ID	
Gender	Select team member gender	
Year of Study	Enter team member year of study	
Semester as on January of Competition year	Semester as on January of Competition year (2023)	
Select Member Type	Select the type of member from dropdown	
T-shirt Size	Select the t-shirt size of the member from dropdown	
Phone Number	Enter team member phone number	
Branch	Enter team member branch of study	
Blood group	Select Blood Group of the member from dropdown	
Known Illness/Medical condition	Enter any known illness or medical condition of team member (NA if not applicable)	
Vaccination Status	Enter vaccination status of team member.	
Upload Vaccination certificate	Upload vaccination certificate corresponding to the vaccination status.	
Upload College ID	Upload the College ID card of the team member	
Upload Government ID	Upload the Government ID card of the team member	
Upload Driving license	Upload Driving license if selected Member type is any combination of Driver or Co driver	

Note:

- Teams have to strictly follow the Document Name format while uploading the documents.
- For those who have completed their Booster Dose, must also select the status as 2nd dose and upload the latest vaccination certificate.
- Teams will be allowed only ONCE to edit the details of the Team members.
- You will be able to access faculty advisor details window only after updating the details of all the team members

7. Go to Team Dashboard > Faculty Advisor > Click on **Add Faculty** button on top left corner

First Name	Enter Faculty advisor first name	
Last Name	Enter Faculty advisor last name	
SAE Membership ID	Enter Faculty advisor SAE membership ID	
Current Image	Insert Faculty advisor photo	
Blood group	Enter Faculty advisor blood group	
Email ID	Enter Faculty advisor email id	
Phone Number	Enter Faculty advisor phone number	
T-shirt Size	Select Faculty advisor T-shirt size from dropdown	
Date of Birth	Enter Faculty advisor date of birth	
Gender	Select Faculty advisor gender	
Vaccination Status	Enter vaccination status of team member.	
Upload Vaccination certificate	Upload vaccination certificate corresponding to the vaccination status	<p>Note: Upload all the document using following format: College Name_First Name_Last Name_SAE Membership ID</p>
Upload College ID	Upload the College ID card of the Faculty Advisor	
Upload Government ID	Upload the Government ID card of the Faculty Advisor	

After completing the above steps, teams cannot immediately make the payment until the registration is approved. BAJA SAEINDIA will verify the team's registration application before approval, after which payment tab shall become active.

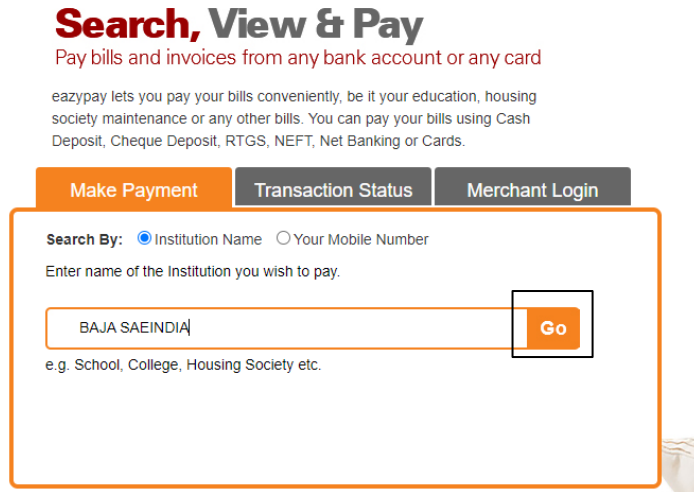
Once the registration is approved, Go to Team Dashboard > **Payment**
Follow the payment procedure given in subsequent pages.

PAYMENT PROCEDURE

STEP 1:

- Click on the link: <https://eazypay.icicibank.com/>
- The eazypay interface for ICICI bank will open in browser.
- The “Make Payment” tab is open by default.
- In the “Search By” field select “Institution Name” option. (Selected by default).
- Enter “BAJA SAEINDIA” in the entry box and click on “GO”.

eazypay >



Search, View & Pay
Pay bills and invoices from any bank account or any card

eazypay lets you pay your bills conveniently, be it your education, housing society maintenance or any other bills. You can pay your bills using Cash Deposit, Cheque Deposit, RTGS, NEFT, Net Banking or Cards.

Make Payment | Transaction Status | Merchant Login

Search By: Institution Name Your Mobile Number

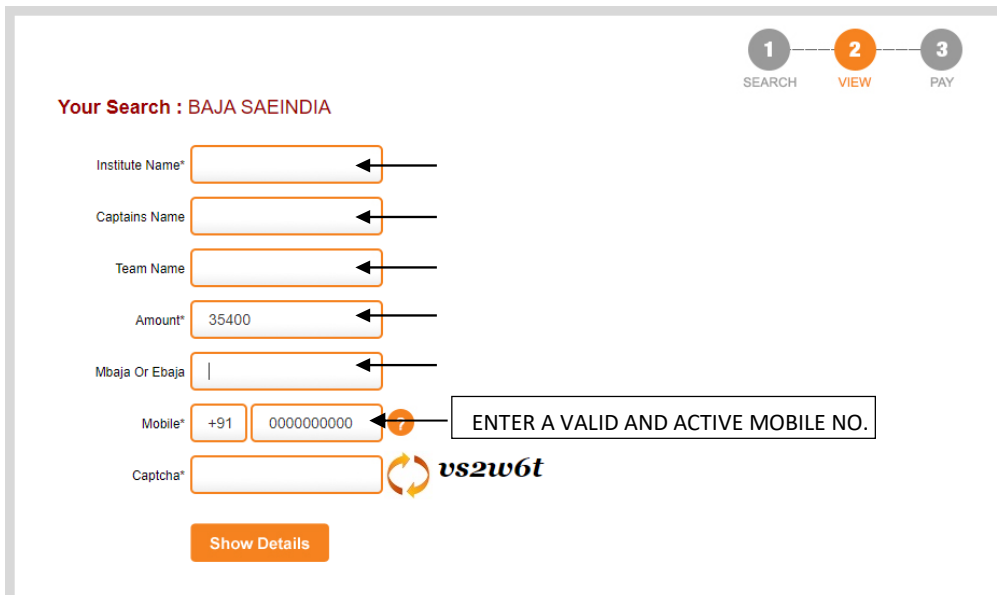
Enter name of the Institution you wish to pay.

BAJA SAEINDIA | Go

e.g. School, College, Housing Society etc.

STEP 2:

- Fill in the team details as shown below.
- ✓ Click on “Show Details” button after entering all the data.



1 SEARCH | 2 VIEW | 3 PAY

Your Search : BAJA SAEINDIA

Institute Name*


Captains Name

Team Name

Amount* 35400

Mbaja Or Ebaja

Mobile* +91 ENTER A VALID AND ACTIVE MOBILE NO.

Captcha* 

Show Details

STEP 3:

- Upon clicking “Show Details” button at the end of the previous step, an OTP (One Time Password), will be sent to the mobile number entered by you in the previous step.
- Check all the data entered by you and proceed to enter the OTP in the “OTP” box and click the “Submit” button.

Your Search : BAJA SAEINDIA

Institute Name*

Captains Name

Team Name

Amount*

Mbaja Or Ebaja

Mobile* 

We have sent you a six digit One Time Password (OTP), please enter OTP to validate the registered mobile number. You will be able to view the bill only if this mobile number entered is registered with your biller. [Click here to regenerate OTP](#)

OTP*

STEP 4:

- Re-check all of the data entered by you along with the payment amount.
- Go through the Terms & Conditions and check the “I read and accept Terms and Conditions” checkbox.
- Click on “Pay Now” Button.

Your Search : BAJA SAEINDIA

BAJA SAEINDIA	
Details	
Institute Name	AAAAA
Captains Name	AAAAA
Team Name	AAAAA
Amount	<input checked="" type="checkbox"/> 35400
Mbaja Or Ebaja	mBAJA
Mobile	9825000000
Bill Amount (Rs.)	0000000000

I read and accept [*Terms and Conditions](#)

STEP 5:

- **Indian Teams** can choose any payment mode except UPI. While **International Teams** can make the payment using 'Credit Card' option.
- For all the payment modes, the total amount payable will be shown to you including Bank Payment Charges.
- Follow the instruction given on notes for any payment method you choose.
- Note down the "Transaction ID" shown in this page. You need to enter this transaction ID in the registration portal after completing the payment.

1 SEARCH
 2 VIEW
 3 PAY

Select Payment Mode

Cash

Cheque / DD

RTGS / NEFT

Net Banking

Debit Card

Credit Card

Transaction ID	220521122210154
Merchant Name	BAJA SAEINDIA
Amount	Rs.35400.0
Convenience Fee	Rs. 12.71
GST	Rs. 2.29
Total Bill Amount	Rs. 35415.00

ICICI Bank Other Bank

Proceed Now
Back

STEP 6:

- After completing the payment, write a mail on bajasaieindiacomunications@saeindia.org that you have completed the payment process of "PHASE 1" mentioning 'Transaction ID' & team details and attaching document of payment proof.

STEP 7:

- Go to Team Dashboard > Payment. Fill below Details and **Submit**.

Name of Team	Enter team name
Your college	Select College Name from drop down
Payment Module	Select Payment mode from drop down
Amount	Enter amount paid for registration
Transaction No.	Enter transaction no.

NOTE: The BAJA SAEINDIA 2023 Organizing Committee and SAEINDIA shall not be held responsible for non-fulfillment of the obligations under the agreement of the exigency of one or more of the force majeure events such as but not limited to the acts of God, war, flood, earthquake, strikes, lockouts, pandemics, epidemics, riots, civil commotion, scarcity, of water, electricity or such other basic facilities etc., and shall inform the participating colleges on the occurrence and cessation of the event within one week of such decision being made. If the force majeure conditions continue beyond a reasonable period where running the event is not feasible either due to the force majeure conditions or any other reasons, the event may be canceled for the year. The “Force Majeure Events” are:

- Earthquake, flood, inundation, and landslide, storm, tempest, hurricane, cyclone, lightning, thunder, pandemics, epidemics or other extreme atmospheric disturbances or any other act of God.
- Strikes, labor disruptions or any other industrial disturbances not arising on account of the acts or omissions of the organizers, war, hostilities (whether declared or not), invasion, act of a foreign enemy, terrorism, rebellion, riots, weapon conflict or military actions, civil war, ionizing radiation, contamination by radioactivity from nuclear fuel, any nuclear waste, radioactive toxic explosion, volcanic eruptions, or other such occurrences beyond the control of the organizers.
- Acts of expropriation, compulsory acquisition, or takeover by any government agency of the said venue where the event is to be held or any part there.
- Any prohibitory order of any Court

ALL THE BEST TO ALL THE PARTICIPATING TEAMS!!